



lumini Solucoes em Iluminacao LTDA
www.lumini.com.br
Email: laboratorio@lumini.com.br
Tel: +55 11 3437-5555 Fax: +55 11 3437-5555
Address: Rua Ferreira Viana, 716 - Socorro - São Paulo/SP

lumini

LumCAT:

Luminaire: concentra flex 50 c serie 3 fm

LampCAT: 3x modulo led 12W 30K irc 90

Ballast type: led driver 700mA

Report No:

Voltage(V): 127.6300

Test No:

Current(A): 0.3020

Number of Lamps: 1

Power (W): 38.3570

Lamp flux(lm): 4072.0

PF: 0.9940

Length(mm): 550

Width(mm): 40

Phm Type: C

Height(mm): 0

Photometric Results

Lumens(lm): 2940.64, Efficiency(%): 72.22% , Luminous Efficacy(lm/W): 76.66

Central intensity(cd): 11524.200, Maximum intensity(cd): 11524.200

Angle of maximum intensity: C=0.0 γ =0.0

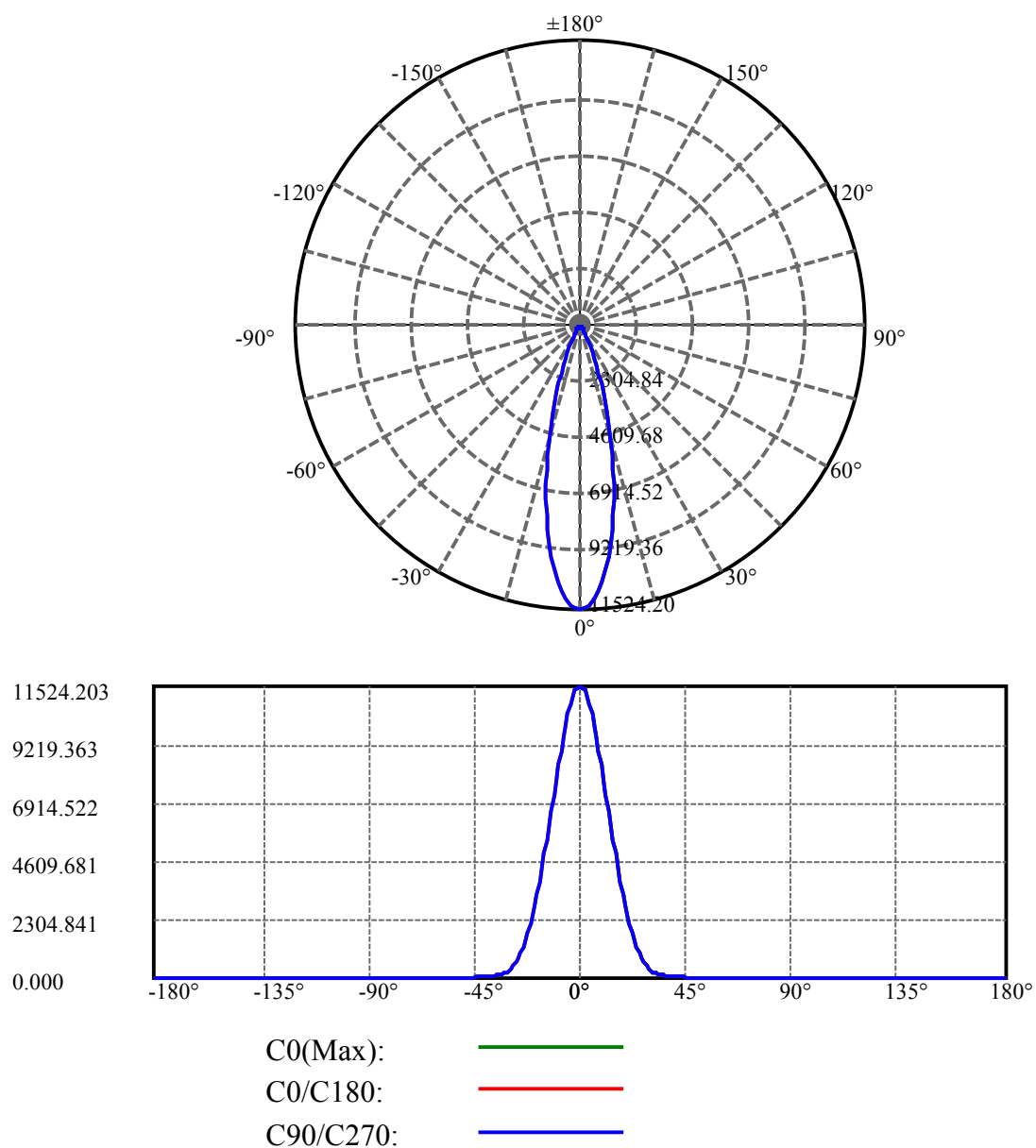
Beam angle of C0 plane : 26.92

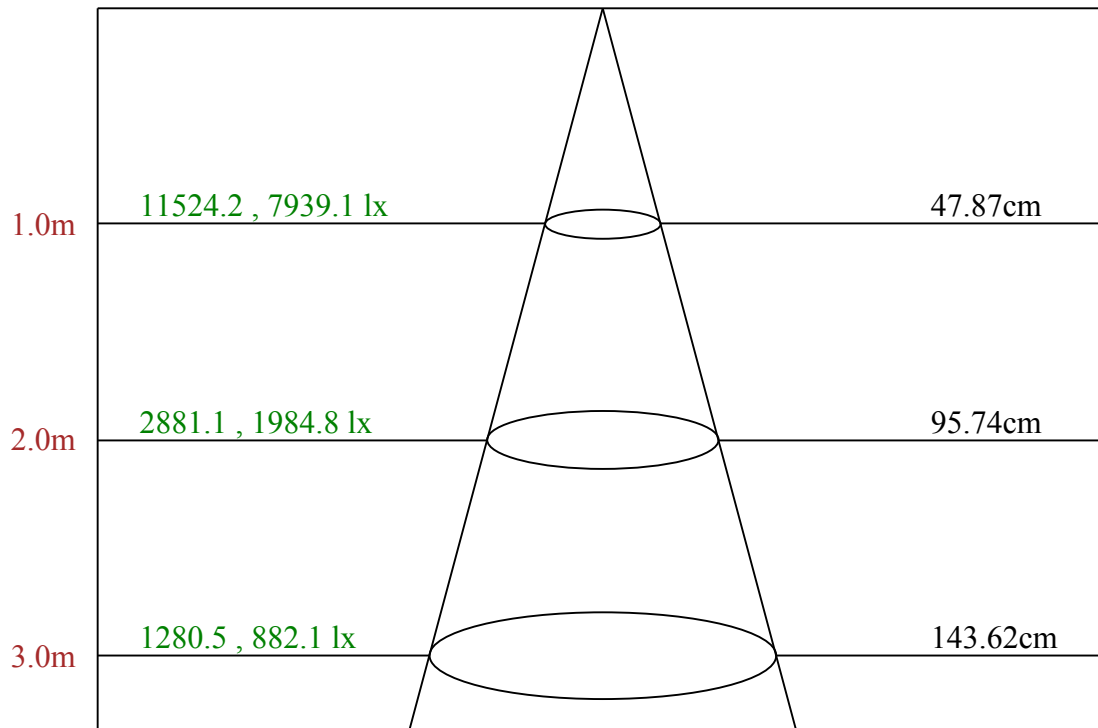
Average BeamAngle(IEC 61341): 26.92

Equipment: equipamento lumini
Temperature(°C): 25.5

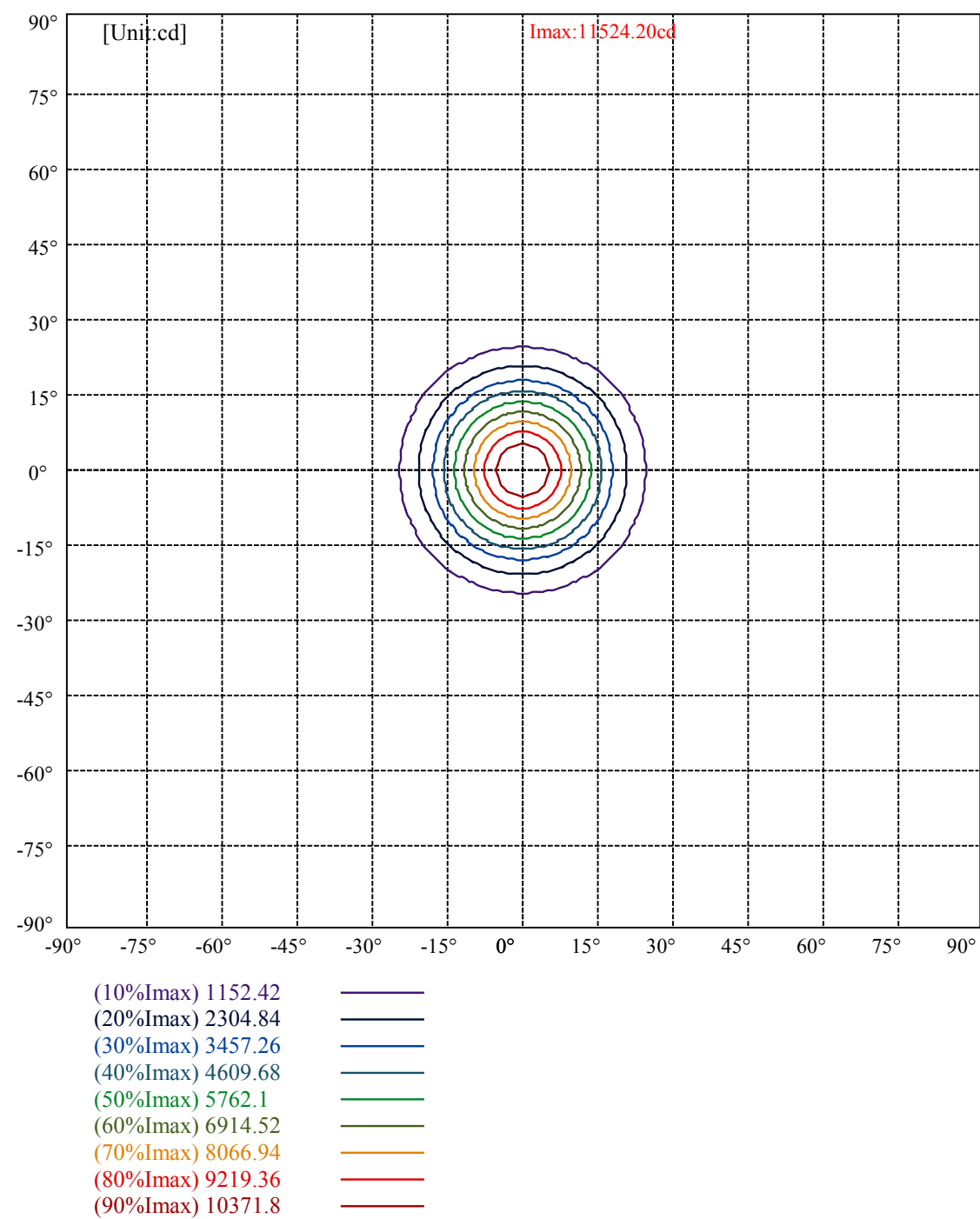
Date: 09/05/2025
Humidity(%): 60.0%

Operator: 01
Distance(m): 6.90





Max , Ave Beam angle of C0 plane 26.92



lumini

Luminance Limiting Curve(no luminous side)

Appendix Page: 5 Total:6

Luminance Table

γ	45	50	55	60	65	70	75	80	85
C0	2226	1422	1074	988	1060	1235	1580	2309	4532
C45	2226	1422	1074	988	1060	1235	1580	2309	4532
C90	2226	1422	1074	988	1060	1235	1580	2309	4532

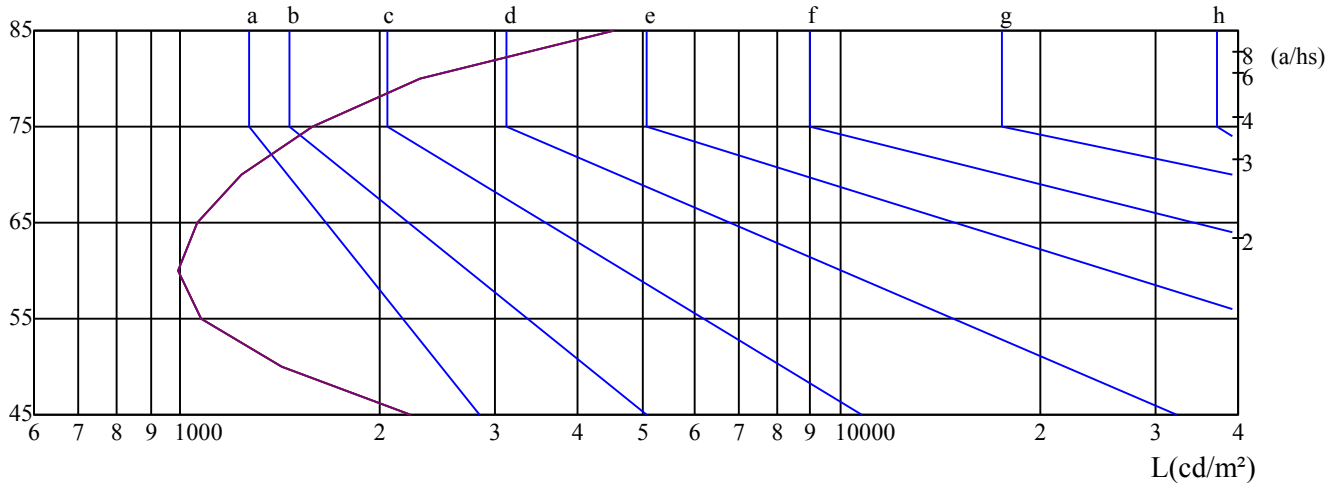
L(Hor)(65)	L(Ver)(65)	L45(65)	L(Hor)(75)	L(Ver)(75)	L45(75)	L(Hor)(85)	L(Ver)(85)	L45(85)
1060	1060	1060	1580	1580	1580	4532	4532	4532

Glare Table

Glare	Quality	Service Values Illuminance(lx)							
1.15	A	2000	1000	500	≤ 300				
1.5	B		2000	1000	500	≤ 300			
1.85	C			2000	1000	500	≤ 300		
2.2	D				2000	1000	500	≤ 300	
2.55	E					2000	1000	500	≤ 300
		a	b	c	d	e	f	g	h

Luminance Limiting Curve

$\gamma(^{\circ})$



C0 ———

C45 ———

C90 ———

Equipment: equipamento lumini
Temperature($^{\circ}$ C): 25.5

Date: 09/05/2025
Humidity(%): 60.0%

Operator: 01
Distance(m): 6.90

Illumination assessment according UGR											
Rf of Ceiling	70	70	50	50	30	70	70	50	50	30	
Rf of Wall	50	30	50	30	30	50	30	50	30	30	
Rf of Floor	20	20	20	20	20	20	20	20	20	20	
Room dimensions		Viewed crosswise					Viewed endwise				
X	Y										
2H	2H	7.17	8.06	7.57	8.42	8.78	7.47	8.36	7.87	8.72	9.09
	3H	7.49	8.29	7.92	8.67	9.06	7.73	8.53	8.16	8.91	9.31
	4H	7.88	8.61	8.32	9.01	9.43	8.07	8.80	8.51	9.20	9.62
	6H	8.59	9.26	9.05	9.68	10.13	8.70	9.37	9.16	9.79	10.24
	8H	9.10	9.74	9.56	10.17	10.63	9.16	9.81	9.62	10.23	10.69
	12H	9.81	10.41	10.27	10.85	11.32	9.81	10.42	10.28	10.86	11.32
4H	2H	7.03	7.77	7.47	8.17	8.58	7.32	8.06	7.76	8.45	8.87
	3H	7.55	8.17	8.02	8.61	9.07	7.76	8.38	8.23	8.82	9.29
	4H	8.21	8.74	8.68	9.21	9.70	8.35	8.89	8.83	9.35	9.84
	6H	9.20	9.67	9.71	10.17	10.66	9.26	9.73	9.77	10.22	10.72
	8H	9.94	10.38	10.46	10.87	11.39	9.95	10.38	10.47	10.88	11.40
	12H	10.91	11.31	11.43	11.80	12.36	10.86	11.26	11.38	11.75	12.31
8H	4H	8.42	8.85	8.94	9.35	9.87	8.54	8.98	9.07	9.48	10.00
	6H	9.72	10.08	10.26	10.59	11.15	9.76	10.11	10.30	10.63	11.19
	8H	10.73	11.03	11.30	11.59	12.13	10.72	11.02	11.29	11.57	12.12
	12H	11.98	12.20	12.55	12.75	13.32	11.91	12.13	12.49	12.68	13.25
12H	4H	8.49	8.90	9.02	9.39	9.95	8.62	9.02	9.14	9.51	10.08
	6H	9.96	10.25	10.53	10.81	11.35	9.99	10.29	10.56	10.85	11.39
	8H	11.05	11.27	11.63	11.83	12.39	11.04	11.26	11.61	11.81	12.38
Variation with the observer position at spacings:											
S = 1.0H		2.8/-1.9					2.8/-1.9				
S = 1.5H		3.5/-1.6					3.5/-1.6				
S = 2.0H		3.9/-1.5					3.9/-1.5				
Standard tables:		BKBF					BKBF				
Uncorrected UGR		-6.0					-6.0				

依据CIE Publ. 117 计算 UGR, S/H = 0.25